



<b>ABA - BUSINESS ADMINISTRATION</b>				
<b>SUBJECTS</b>	<b>A</b>	<b>P</b>	<b>F</b>	<b>%</b>
BUSINESS ORGANIZATION	58	58	0	100
PRINCIPLES OF MANAGEMENT	58	58	0	100
FUNDAMENTALS OF ACCOUNTING	58	54	4	93
BUSINESS STATISTICS	58	53	5	91

<b>AAM - AVIATION MANAGEMENT</b>				
<b>SUBJECTS</b>	<b>A</b>	<b>P</b>	<b>F</b>	<b>%</b>
BUSINESS ORGANIZATION	47	36	11	77
PRINCIPLES OF MANAGEMENT	48	46	2	96
AIRLINE CUSTOMER SERVICE	48	45	3	94
INTRODUCTION TO AIR CARGO	48	43	5	90
FUNDAMENTALS OF AVIATION MANAGEMENT	48	44	4	92
AIRLINE, TRAVEL & TOURISM INDUSTRY	48	44	4	92

<b>ALM - LOGISTICS MANAGEMENT</b>				
<b>SUBJECTS</b>	<b>A</b>	<b>P</b>	<b>F</b>	<b>%</b>
BUSINESS ORGANIZATION	32	30	2	94
PRINCIPLES OF MANAGEMENT	32	32	0	100
FUNDAMENTALS OF LOGISTICS	32	32	0	100
WAREHOUSING & DISTRIBUTION OPERATIONS	32	30	2	94
MATERIALS MANAGEMENT	32	28	4	88

<b>AHM - HOSPITALITY &amp; HOTEL ADMINISTRATION</b>				
<b>SUBJECTS</b>	<b>A</b>	<b>P</b>	<b>F</b>	<b>%</b>
FOOD & BEVERAGE SERVICE	25	21	4	84
COOKERY & KITCHEN	25	20	5	80
HOUSE KEEPING	26	19	7	73
FRONT OFFICE	24	23	1	96

<b>AVC - VISUAL COMMUNICATION</b>				
<b>SUBJECTS</b>	<b>A</b>	<b>P</b>	<b>F</b>	<b>%</b>
INTRODUCTION TO COMMUNICATION THEORIES	50	47	3	94
WRITING FOR MEDIA	50	37	13	74
VISUAL COMMUNICATION	50	44	6	88
ART, ARCHITECTURE & CULTURE	50	44	6	88

<b>AAG - AGRICULTURAL &amp; RURAL DEVELOPMENT</b>				
<b>SUBJECTS</b>	<b>A</b>	<b>P</b>	<b>F</b>	<b>%</b>
AGRICULTURAL HERITAGE	63	58	5	92
FUNDAMENTALS OF AGRONOMY	62	56	6	90
FUND. OF PLANT BIOCHEM. & BIOTECHNOLOGY	63	50	13	79
INTRODUCTORY BIOLOGY	63	52	11	83
FUNDAMENTALS OF SOIL SCIENCE	63	55	8	87
FUNDAMENTALS OF ECONOMICS	63	58	5	92
FUNDAMENTALS OF HORTICULTURE	63	59	4	94
RURAL SOCIOLOGY, EDUCA. PSYCH. & HUM. VALUES	63	60	3	95


<b>ACE - E-COMMERCE OPERATIONS</b>				
<b>SUBJECTS</b>	<b>A</b>	<b>P</b>	<b>F</b>	<b>%</b>
BUSINESS ORGANIZATION	15	13	2	87
PRINCIPLES OF MANAGEMENT	15	15	0	100
INTRODUCTION TO E-COMMERCE	15	14	1	93
INVENTORY MANAGEMENT	15	15	0	100
ANALYSING FINANCIAL STATEMENTS	15	12	3	80

<b>ARO - RETAIL OPERATIONS</b>				
<b>SUBJECTS</b>	<b>A</b>	<b>P</b>	<b>F</b>	<b>%</b>
INTRODUCTION TO RETAIL OPERATIONS	24	18	6	75
IN STORE CASHIERING & MERCHANDISING OPERATIONS	24	22	2	92
BUSINESS COMMUNICATION SKILL	24	22	2	92

<b>ASM - AGRI STORAGE &amp; SUPPLY CHAIN MANAGEMENT</b>				
<b>SUBJECTS</b>	<b>A</b>	<b>P</b>	<b>F</b>	<b>%</b>
PRINCIPLES OF MANAGEMENT	11	9	2	82
AGRICULTURAL ECONOMICS	11	5	6	45
INTRODUCTION TO AGRI LOGISTICS	11	10	1	91
WAREHOUSE FOR AGRICULTURAL PROCEDURES	11	10	1	91
POST HARVEST MANAGEMENT	11	10	1	91

LIFE SKILL COURSES					SKILL DEVELOPMENT COURSES					CERTIFICATE COURSES														
SEC	A	P	F	%	SEC	A	P	F	%	SEC	A	P	F	%	SEC	A	P	F	%					
AAG	63	63	0	100	AMC	49	44	5	90	AAG	65	62	3	95	AMC	47	33	14	70	AAG	65	62	3	95
AAI	34	34	0	100	AML	53	47	6	89	AAI	34	34	0	100	AML	49	35	14	71					
AAM	48	47	1	98	AO	75	74	1	99	AB	25	25	0	100	AO	75	72	3	96					
AB	25	25	0	100	AOC	52	52	0	100	ABA	58	58	0	100	AOC	51	50	1	98					
ABA	58	58	0	100	AP	43	41	2	95	AC	40	37	3	93	AP	39	39	0	100					
AC	45	38	7	84	APC	50	49	1	98	ACM	46	27	19	59	APC	48	43	5	90					
ACM	50	47	3	94	APH	20	20	0	100	ACO	51	51	0	100	APH	20	20	0	100					
ACO	52	52	0	100	APS	39	25	14	64	ACP	58	43	15	74	APS	34	31	3	91					
ACP	60	59	1	98	ASC	50	47	3	94	ACS	47	45	2	96	ASC	47	43	4	91					
ACS	50	47	3	94	AVC	50	50	0	100	AEC	47	47	0	100	AVC	54	43	11	80					
AEC	48	46	2	96	AZ	32	32	0	100	AEH	46	46	0	100	AVC	54	37	17	69					
AEH	46	46	0	100						AEL	46	40	6	87	AVC	54	43	11	80					
AEL	52	47	5	90						AEP	26	25	1	96	AVC	54	37	17	69					
AEP	26	26	0	100						AFC	48	48	0	100	AVC	54	47	7	87					
AFC	48	48	0	100						AGH	33	30	3	91										
AGH	33	31	2	94						AHM	25	22	3	88										
AHM	24	24	0	100						AMB	49	49	0	100										
AMB	49	49	0	100						AZ	32	32	0	100										
<b>TOTAL</b>	<b>811</b>	<b>787</b>	<b>24</b>	<b>97</b>	<b>TOTAL</b>	<b>513</b>	<b>481</b>	<b>32</b>	<b>94</b>	<b>TOTAL</b>	<b>776</b>	<b>721</b>	<b>55</b>	<b>93</b>	<b>TOTAL</b>	<b>680</b>	<b>573</b>	<b>107</b>	<b>84</b>	<b>TOTAL</b>	<b>65</b>	<b>62</b>	<b>3</b>	<b>95</b>

DT:- 01-04-2022

  
 (Fr.Dr.BUJJI BABU, SJ)  
 Controller of Examinations  
 Andhra Loyola College (Autonomous)  
 VIJAYAWADA-520 008



ANDHRA LOYOLA COLLEGE (AUTONOMOUS) :: VIJAYAWADA - 520 008

ANALYSIS OF THE RESULTS OF II - SEMESTER END EXAMINATIONS :: JULY - 2022

SUBJECT WISE & CLASS WISE :: REGULAR BATCH - (2021 - 2024) (AFTER REEVALUATION)



CLASS	ENGLISH			TELUGU			HINDI			SANSKRIT			CLASS	HISTORY			POLITICS			ECONOMICS			ENGLISH LIT.			PUBLIC POLICY			ANTHROPOLOGY			GEN. PSYCHO.					
	92%			93%			93%			94%				94%			94%			99%			82%			100%			100%			72%					
	A	P	F	A	P	F	A	P	F	A	P	F		A	P	F	A	P	F	A	P	F	A	P	F	A	P	F	A	P	F	A	P	F			
	A	P	F	A	P	F	A	P	F	A	P	F		A	P	F	A	P	F	A	P	F	A	P	F	A	P	F	A	P	F	A	P	F			
AEH	45	45	0	30	30	0	14	14	0	1	1	0	AEH	45	45	0	45	45	0	45	45	0															
AGH	33	31	2	19	18	1	6	5	1	8	6	2	AGH	32	26	6	33	27	6				32	27	5												
APH	21	20	1	19	19	0							APH	20	20	0	19	19	0	20	20	0							25	25	0	25	25	0			
AEP	25	25	0	25	25	0							AEP							25	24	1															
													APS													29	23	6							29	21	8
														97	91	6	97	91	6	90	89	1	61	50	11	25	25	0	25	25	0	29	21	8			
														MATHEMATICS			PHYSICS			CHEMISTRY			COMP.SCIEN-2,3			STATISTICS			COMP.SCI.-3,4			STATIS. (SM)					
														80%			82%			63%			81%			84%			84%			88%					
														A	P	F	A	P	F	A	P	F	A	P	F	A	P	F	A	P	F	A	P	F			
AAI	32	30	2										AAI	32	23	9							32	29	3							32	27	5	32	28	4
																																32	27	5	32	28	4
ACS	47	45	2	47	46	1							ACS	47	43	4							47	45	2	47	44	3									
ASC	47	47	0	11	11	0	9	9	0	27	27	0	ASC	47	43	4							47	42	5	47	44	3									
AML	42	31	11	25	19	6	3	3	0	14	11	3	AML	41	22	19	42	27	15							42	28	14									
AP	36	35	1	37	36	1							AP	36	32	4	37	35	2	36	24	12															
AC	37	35	2	12	10	2	9	9	0	16	15	1	AC	37	24	13	37	30	7	37	24	13															
ACP	57	57	0	28	26	2	7	7	0	22	22	0	ACP	57	45	12	58	50	8				57	40	17												
APC	48	48	0	48	48	0							APC	48	47	1	48	38	10				48	41	7												
AMC	47	47	0	32	28	4	12	11	1	3	3	0	AMC	47	42	5				47	37	10	47	37	10												
ACM	46	43	3	37	35	2	1	1	0	8	8	0	ACM	46	38	8	44	37	7				46	40	6												
APS	29	24	5	24	18	6	4	3	1	2	2	0	APS										28	17	11	183	153	30									
ASM	7	6	1																																		
AEC	43	40	3										AEC	43	24	19							43	30	13	43	37	6	44	44	0						
AEL	43	34	9										AEL										43	33	10	43	32	11	43	41	2	43	39	4			
AVC	44	42	2											481	383	98	266	217	49				438	354	84	86	69	17	87	85	2	43	39	4			
AHM	23	9	14	5	2	3	17	11	6					BOTANY			ZOOLOGY						MICROBIO.			BIO-TECHN.			FOOD.TECH-3			FOOD.TECH-4					
														84%			86%						99%			100%			100%			100%					
														A	P	F	A	P	F				A	P	F	A	P	F	A	P	F	A	P	F			
AB	21	20	1	13	12	1	5	5	0	2	2	0	AB	20	18	2	20	18	2	20	11	9															
AZ	30	29	1	23	22	1	4	4	0	4	4	0	AZ	31	25	6	29	24	5	30	14	16															
AMB	47	47	0	34	33	1	7	7	0	6	6	0	AMB							47	27	20	46	46	0	47	47	0									
AFC	47	46	1										AFC							47	38	9	47	46	1				47	47	0	47	47	0			
														51	43	8	49	42	7	217	138	79	93	92	1	47	47	0	47	47	0	47	47	0			
ABA	58	58	0											FIN. A/C.			BUS. ECO.			BAN.THE.PRAC.			E-COMMERCE														
AAM	42	34	8											68%			94%			76%			93%														
ALM	31	29	2											A	P	F	A	P	F	A	P	F	A	P	F	A	P	F	A	P	F						
AO	60	47	13	41	33	8	12	12	0	6	5	1	AO	59	20	39	60	55	5	59	45	14															
AOC	50	50	0	17	17	0	14	14	0	19	18	1	AOC	50	50	0	50	50	0							50	50	0									
ACO	50	40	10	49	47	2							ACO	48	37	11	49	44	5							49	42	7									
	1188	1094	94	576	535	41	124	115	9	138	130	8		157	107	50	159	149	10	59	45	14	99	92	7												

<b>ABA - BUSINESS ADMINISTRATION</b>				
<b>SUBJECTS</b>	<b>A</b>	<b>P</b>	<b>F</b>	<b>%</b>
<b>FINANCIAL ACCOUNTING</b>	58	58	0	100
<b>MANAGERIAL ECONOMICS</b>	58	58	0	100
<b>BUSINESS ENVIRONMENT</b>	58	58	0	100
<b>ETHICS &amp; CORPORATE SOCIAL RESPONSIBILITY</b>	58	58	0	100

<b>AHM - HOSPITALITY &amp; HOTEL ADMINISTRATION</b>				
<b>SUBJECTS</b>	<b>A</b>	<b>P</b>	<b>F</b>	<b>%</b>
<b>HOUSE KEEPING OPERATIONS</b>	23	18	5	78
<b>ROOM DIVISION</b>	23	20	3	87
<b>MEAT &amp; SAUCE COOKERY</b>	23	17	6	74
<b>FOOD SERVICE OPERATIONS</b>	23	17	6	74

<b>ACE - E-COMMERCE OPERATIONS</b>				
<b>SUBJECTS</b>	<b>A</b>	<b>P</b>	<b>F</b>	<b>%</b>
<b>MANAGERIAL ECONOMICS</b>	15	15	0	100
<b>BUSINESS ENVIRONMENT</b>	15	15	0	100
<b>WAREHOUSE MANAGEMENT</b>	15	15	0	100
<b>MATERIAL HANDLING</b>	15	15	0	100
<b>FIRST MILE OPERATIONS</b>	15	15	0	100
<b>MARKETING MANAGEMENT</b>	15	15	0	100

<b>AAM - AVIATION MANAGEMENT</b>				
<b>SUBJECTS</b>	<b>A</b>	<b>P</b>	<b>F</b>	<b>%</b>
<b>MANAGERIAL ECONOMICS</b>	42	37	5	88
<b>BUSINESS ENVIRONMENT</b>	41	41	0	100
<b>AIR CARGO MANAGEMENT</b>	42	41	1	98
<b>AIRPORT OPERATIONS</b>	42	41	1	98
<b>AIRLINE &amp; AIRPORT MARKETING MANAGEMENT</b>	42	41	1	98
<b>TRAVEL AGENCY OPERATIONS</b>	42	42	0	100

<b>AVC - VISUAL COMMUNICATION</b>				
<b>SUBJECTS</b>	<b>A</b>	<b>P</b>	<b>F</b>	<b>%</b>
<b>MASS COMMUNICATION THEORIES-2</b>	44	42	2	95
<b>INTRODUCTION TO JOURNALISM-3</b>	44	43	1	98
<b>ELEMENTS OF FILM-4</b>	44	42	2	95
<b>BROADCAST COMMUNICATION-5</b>	44	41	3	93

<b>ARO - RETAIL OPERATIONS</b>				
<b>SUBJECTS</b>	<b>A</b>	<b>P</b>	<b>F</b>	<b>%</b>
<b>BASICS OF BUSINESS MANAGEMENT</b>	29	20	9	69
<b>IN STORE CASHIERING &amp; MERCHANDISING OPERATIONS</b>	25	21	4	84
<b>BUSINESS ECONOMICS</b>	24	19	5	79
<b>OJT - RETAIL ASSOCIATE CUM CASHIER</b>	26	16	10	62


<b>ALM - LOGISTICS MANAGEMENT</b>				
<b>SUBJECTS</b>	<b>A</b>	<b>P</b>	<b>F</b>	<b>%</b>
<b>BUSINESS STATISTICS</b>	31	29	2	94
<b>ORGANISATIONAL BEHAVIOUR</b>	31	31	0	100
<b>FORECASTING &amp; INVENTORY MANAGEMENT</b>	30	30	0	100
<b>SURFACE TRANSPORTATION</b>	30	30	0	100
<b>FREIGHT FORWARDING</b>	29	29	0	100

<b>AAG - AGRICULTURAL &amp; RURAL DEVELOPMENT</b>				
<b>SUBJECTS</b>	<b>A</b>	<b>P</b>	<b>F</b>	<b>%</b>
<b>INTROD. AGROM. &amp; CLIMATE CHANGE</b>	59	59	0	100
<b>FUNDAMENTALS OF GENETICS</b>	62	60	2	97
<b>FUNDAMENTALS OF ENTOMOLOGY</b>	60	58	2	97
<b>SOIL &amp; WATER CONSERV. ENGINEERING</b>	62	60	2	97
<b>FUNDAMENTALS OF PLANT PATHOLOGY</b>	61	58	3	95

<b>ASM - AGRI STORAGE &amp; SUPPLY CHAIN MANAGEMENT</b>				
<b>SUBJECTS</b>	<b>A</b>	<b>P</b>	<b>F</b>	<b>%</b>
<b>BUSINESS STATISTICS-1</b>	7	7	0	100
<b>ORGANISATIONAL BEHAVIOUR</b>	7	7	0	100
<b>DERIVATIVES WITH COMMODITY FUTURES</b>	7	7	0	100
<b>COST ACCOUNTING</b>	7	5	2	71
<b>TRADING IN AGRI COMMODITIES</b>	7	7	0	100
<b>QUALITY CONTROL, ASSURANCE &amp; AUDIT</b>	7	7	0	100

LIFE SKILL COURSES					SKILL DEVELOPMENT COURSES																																																																																																																																																																																																																																																																																																																																																																																																																																																																																																																																																																																																																																																																
COMPUTER APPLICATIONS &					HUMAN VALUES & PROFESSIONAL ETHICS					JOURNALISTIC REPORTING					PERFORMING ARTS					SOLAR ENERGY					FRUITS & VEGETABLE PRESERVATION					LOGISTICS & SUPPLY CHAIN MANAGEMENT																																																																																																																																																																																																																																																																																																																																																																																																																																																																																																																																																																																																																																							
SEC	A	P	F	%	SEC	A	P	F	%	SEC	A	P	F	%	SEC	A	P	F	%	SEC	A	P	F	%	SEC	A	P	F	%	SEC	A	P	F	%	SEC	A	P	F	%																																																																																																																																																																																																																																																																																																																																																																																																																																																																																																																																																																																																																														
AEH	49	42	7	86	ACS	46	46	0	100	AEH	45	45	0	100	AEH	45	45	0	100	AML	40	37	3	93	AB	19	19	0	100	AO	58	49	9	84	AGH	35	33	2	94	ASC	47	47	0	100	AGH	32	32	0	100	APH	20	20	0	100	AP	36	33	3	92	AZ	30	30	0	100	AOC	50	50	0	100	AB	34	23	11	68	AML	40	40	0	100	APH	20	20	0	100	TOT.	65	65	0	100	AC	37	37	0	100	AHM	23	21	2	91	ACO	49	43	6	88	AZ	34	31	3	91	AP	36	36	0	100	AEP	25	25	0	100	BUSINESS COMMUNICATION					AEC	43	43	0	100	TOT.	72	70	2	97	TOT.	157	142	15	90	AMB	53	46	7	87	AC	37	37	0	100	APS	29	21	8	72	SEC	A	P	F	%	AEL	41	39	2	95	DAIRY TECHNOLOGY, DAIRY MICROBIOLOGY, FOOD INFESTATION CONTROL					FOOD BIOTECHNOLOGY & NEW PRODUCT DEVELOPMENT					AFC	51	48	3	94	ACP	57	56	1	98	TOT.	151	143	8	95	AGH	32	30	2	94	AEP	25	25	0	100	SEC	A	P	F	%	AB	19	19	0	100	AMB	43	43	0	100	ABA	60	58	2	97	AEC	43	43	0	100	GRAPHIC DESIGNING					AP	36	36	0	100	TOT.	222	214	8	96	AB	19	19	0	100	AFC	47	47	0	100	APH	25	18	7	72	AEL	41	41	0	100	SEC	A	P	F	%	AC	36	35	1	97	EXCEL WITH VBA					AZ	30	30	0	100	AFC	47	47	0	100	AHM	34	24	10	71	APC	47	47	0	100	AVC	54	40	14	74	ACP	57	56	1	98	SEC	A	P	F	%	APS	39	27	12	69	AMB	43	43	0	100	AAM	54	46	8	85	AMC	47	46	1	98	ABA	58	58	0	100	APC	50	48	2	96	AFC	47	47	0	100	TOT.	139	139	0	100	DEEP LEARNING & ADVANCED EXCEL					ARO	26	22	4	85	AAI	32	32	0	100	TOT.	54	40	14	74	ACM	45	45	0	100	AMC	49	47	2	96	ADVERTISING					SEC	A	P	F	%	AAI (DLA)	34	34	0	100	TOT.	484	416	68	86	APS	29	27	2	93	SURVEY & REPORTING					TOT.	312	308	4	99	ACS	50	48	2	96	ASC	50	47	3	94	AO	59	55	4	93	ENTREPRENEURSHIP DEVELOPMENT	TOT.	547	543	4	99	SEC	A	P	F	%	ACS	46	46	0	100	MICE INDUSTRY					ACP	60	57	3	95	AOC	50	50	0	100	TOT.	68	68	0	100	SEC	A	P	F	%	ACS	46	46	0	100	PUBLIC SPEAKING & PRESENTATION					ASC	47	45	2	96	AAM (CT)	42	41	1	98	AEC	48	45	3	94	AO	59	52	7	88	SEC	A	P	F	%	ASC	47	45	2	96	AAM (MT)	42	41	1	98	AEL	52	47	5	90	AOC	50	50	0	100	AVC	54	40	14	74	AML	41	30	11	73	ACM	50	46	4	92	ACO	49	49	0	100	AMC	47	43	4	91	AHM	23	23	0	100	SEC	A	P	F	%	AMC	47	43	4	91	AAG	62	62	0	100	ACO	49	47	2	96	TOT.	158	149	9	94	TOT.	54	40	14	74	TOT.	181	164	17	89	TOT.	84	82	2	98	TOT.	448	412	36	92	TOT.	239	235	4	98	TOT.	62	62	0	100	TOT.	158	149	9	94	TOT.	54	40	14	74	TOT.	181	164	17	89	TOT.	84	82	2	98	TOT.	448	412	36	92	TOT.	239	235	4	98	TOT.	62	62	0	100

DT:- 07-11-2022

  
 (Fr.Dr.BUJJI BABU, SJ)  
 Controller of Examinations  
 Andhra Loyola College (Autonomous)  
 VIJAYAWADA-520 008



**ANDHRA LOYOLA COLLEGE (AUTONOMOUS) :: VIJAYAWADA - 520 008**

**ANALYSIS OF THE RESULTS OF III - SEMESTER END EXAMINATIONS :: JANUARY - 2022**



**SUBJECT WISE & CLASS WISE :: REGULAR BATCH - (2020 - 2023) AFTER REVALUATION**

CLASS	ENGLISH			TELUGU			HINDI			SANSKRIT			CLASS	HISTORY-3			HISTORY-4			POLITICS-3			POLITICS-4			ECONOMICS-3			ECONOMICS-4			ENGLISH LIT.											
	91%			89%			97%			66%				96%			98%			84%			89%			88%			69%			98%											
	A	P	F	A	P	F	A	P	F	A	P	F		A	P	F	A	P	F	A	P	F	A	P	F	A	P	F	A	P	F	A	P	F	A	P	F						
NEH	39	39	0	27	25	2	10	10	0	5	2	3	NEH	40	38	2				45	38	7				46	36	10															
NGH	39	38	1	20	19	1	6	6	0	13	10	3	NGH	38	37	1				46	41	5																					
													NPH	61	59	2	61	60	1	70	57	13	64	57	7	59	56	3	73	48	25												
													NEM													15	13	2	16	13	3												
														<b>139</b>	<b>134</b>	<b>5</b>	<b>61</b>	<b>60</b>	<b>1</b>	<b>161</b>	<b>136</b>	<b>25</b>	<b>64</b>	<b>57</b>	<b>7</b>	<b>120</b>	<b>105</b>	<b>15</b>	<b>89</b>	<b>61</b>	<b>28</b>	<b>40</b>	<b>39</b>	<b>1</b>									
														<b>MATHEMATICS-3</b>			<b>MATHEMATICS-5</b>			<b>PHYSICS-3</b>			<b>PHYSICS-5</b>			<b>CHEMISTRY-3</b>			<b>CHEMISTRY-5</b>														
														79%			51%			89%			57%			59%			71%														
														A	P	F	A	P	F	A	P	F	A	P	F	A	P	F	A	P	F												
													NBD	43	36	7																											
													NAI	51	51	0																											
													NEM	15	13	2	17	12	5																								
NCS	46	46	0	41	36	5	3	3	0	3	1	2	NCS	48	34	14																											
													NSC	53	38	15	59	34	25																								
													NML	42	36	6	47	29	18	45	36	9	48	32	16																		
NP	51	45	6	49	47	2							NP	49	49	0				51	48	3				56	38	18															
													NC	42	36	6	53	22	31	45	37	8	44	31	13	48	24	24	50	33	17												
NCP	53	53	0	10	10	0	13	13	0	30	26	4	NCP	53	44	9				54	53	1																					
NPC	53	53	0	54	54	0							NPC	54	49	5				54	53	1																					
NMC	48	47	1	48	44	4							NMC	48	39	9																											
													NCM	47	31	16	48	29	19	48	44	4	44	25	19																		
													NPM	57	30	27	62	21	41	51	39	12	56	22	34																		
NEC	52	52	0										NEC	52	30	22																											
NEL	44	38	6										NEL																														
														<b>654</b>	<b>516</b>	<b>138</b>	<b>286</b>	<b>147</b>	<b>139</b>	<b>348</b>	<b>310</b>	<b>38</b>	<b>192</b>	<b>110</b>	<b>82</b>																		
														<b>BOTANY</b>			<b>ZOOLOGY</b>																										
NHM	31	19	12	23	10	13	9	7	2	1	0	1		95%			81%																										
														A	P	F	A	P	F																								
NB	21	18	3	18	16	2	1	1	0	2	1	1	NB	21	19	2	21	16	5							21	13	8															
NZ	21	20	1	9	9	0	8	8	0	4	2	2	NZ	21	21	0	21	18	3							22	17	5															
													NMB													59	42	17	54	46	8												
													NFC													56	21	35	55	34	21												
														42	40	2	42	34	8							262	155	107	159	113	46												
														<b>ADV. A/C</b>			<b>BUS. STAT.</b>			<b>MARKETING</b>			<b>PRO.C &amp; C++</b>																				
NAM	48	42	6											66%			79%			90%			76%																				
NLM	39	31	8											A	P	F	A	P	F	A	P	F	A	P	F																		
NO	61	45	16	41	37	4	8	8	0	10	5	5	NO	62	35	27	63	41	22	59	53	6																					
NOC	61	60	1	34	27	7	5	5	0	34	20	14	NOC	77	57	20	64	59	5				70	53	17																		
	<b>707</b>	<b>646</b>	<b>61</b>	<b>374</b>	<b>334</b>	<b>40</b>	<b>63</b>	<b>61</b>	<b>2</b>	<b>102</b>	<b>67</b>	<b>35</b>		<b>139</b>	<b>92</b>	<b>47</b>	<b>127</b>	<b>100</b>	<b>27</b>	<b>59</b>	<b>53</b>	<b>6</b>	<b>70</b>	<b>53</b>	<b>17</b>																		

**ANDHRA LOYOLA COLLEGE (AUTONOMOUS) :: VIJAYAWADA - 520 008**  
**ANALYSIS OF THE RESULTS OF III - SEMESTER END EXAMINATIONS :: JANUARY - 2022**  
**SUBJECT WISE & CLASS WISE :: REGULAR BATCH - (2020 - 2023)**

CLASS	COMP.SCIEN-3,5			COMP.SCIEN-4,6			COMP.SCIEN-5,7			STATISTICS-3			STATISTICS-5			STATISTICS(NBD, NAI)		
	79%			83%			75%			80%			77%			86%		
	A	P	F	A	P	F	A	P	F	A	P	F	A	P	F	A	P	F
NBD	46	38	8	47	35	12	43	37	6							39	34	5
NAI	50	48	2	53	48	5	51	47	4							51	43	8
NEM										14	13	1	14	13	1	90	77	13
NCS	55	34	21							53	36	17						
NSC				50	47	3	55	44	11	58	48	10	55	47	8			
NML										46	38	8	44	27	17			
NP																		
NC																		
NCP	54	44	10															
NPC	55	43	12															
NMC	49	42	7							49	42	7						
NCM				44	37	7	48	30	18									
NPM				47	32	15	54	31	23	220	177	43	113	87	26			
										ELECTRO.-5			ELECTRO.-6			ELE. TECH.-7		
										82%			93%			75%		
										A	P	F	A	P	F	A	P	F
NEC	53	48	5							52	47	5	52	49	3			
NEL	47	28	19							46	33	13	42	38	4	44	33	11
	409	325	84	241	199	42	251	189	62	98	80	18	94	87	7	44	33	11
	MICROBIO.-3			MICROBIO.-4			BIO-TECHN.-3			BIO-TECHN.-4			FOOD.TECH-5			FOOD.TECH-6		
	89%			92%			98%			96%			98%			94%		
	A	P	F	A	P	F	A	P	F	A	P	F	A	P	F	A	P	F
NMB	52	51	1	52	52	0	52	51	1	53	51	2						
NFC	51	41	10	55	46	9				51	50	1	52	49	3			
	103	92	11	107	98	9	52	51	1	53	51	2	51	50	1	52	49	3



<b>NBA - BUSINESS ADMINISTRATION</b>				
<b>SUBJECTS</b>	<b>A</b>	<b>P</b>	<b>F</b>	<b>%</b>
<b>HUMAN RESOURCE MANAGEMENT</b>	64	58	6	91
<b>ORGANIZATIONAL BEHAVIOUR</b>	60	59	1	98
<b>FINANCIAL MANAGEMENT</b>	74	42	32	57
<b>FUNDAMENTALS OF MARKETING</b>	73	49	24	67
<b>BUSINESS RESEARCH</b>	59	55	4	93

<b>NAM - AVIATION MANAGEMENT</b>				
<b>SUBJECTS</b>	<b>A</b>	<b>P</b>	<b>F</b>	<b>%</b>
<b>AIRPORT RAMP OPERATIONS</b>	48	47	1	98
<b>ORGANIZATIONAL BEHAVIOUR</b>	48	41	7	85
<b>AIR TRAFFIC CONTROLS</b>	49	45	4	92
<b>AIRCRAFT MAINT. MNGT</b>	47	44	3	94
<b>BUSINESS STATISTICS</b>	51	27	24	53
<b>AIR TRANSP. SAFETY AND SECURITY-I</b>	47	45	2	96

<b>NCE - E-COMMERCE OPERATIONS</b>				
<b>SUBJECTS</b>	<b>A</b>	<b>P</b>	<b>F</b>	<b>%</b>
<b>TRANSPORTATION FOR E-COMMERCE</b>	14	14	0	100
<b>MIS FOR E-COMMERCE</b>	14	12	2	86
<b>E-COMMERCE LOGISTICS OPERATIONS</b>	12	11	1	92
<b>LAST MILE OPERATIONS</b>	13	12	1	92
<b>REVERSE LOGISTICS FOR E-COMMERCE</b>	13	12	1	92


<b>NHM - HOSPITALITY &amp; HOTEL ADMINISTRATION</b>				
<b>SUBJECTS</b>	<b>A</b>	<b>P</b>	<b>F</b>	<b>%</b>
<b>BEVERAGE SERVICE OPERATIONS</b>	31	30	1	97
<b>LINEN &amp; LAUNDRY OPERATIONS</b>	31	27	4	87
<b>INDIAN COOKING &amp; MENU PLANNING</b>	31	27	4	87
<b>SPECIALIZED FRONT OFFICE</b>	31	31	0	100

<b>NVC - VISUAL COMMUNICATION</b>				
<b>SUBJECTS</b>	<b>A</b>	<b>P</b>	<b>F</b>	<b>%</b>
<b>MEDIA LAWS &amp; ETHICS</b>	43	39	4	91
<b>MEDIA &amp; CULTURE</b>	43	41	2	95
<b>PRINT JOURNALISM</b>	42	41	1	98
<b>TELEVISION PRODUCTION</b>	44	40	4	91

<b>NAG - AGRICULTURAL &amp; RURAL DEVELOPMENT</b>				
<b>SUBJECTS</b>	<b>A</b>	<b>P</b>	<b>F</b>	<b>%</b>
<b>CROP PRODUCTION-I</b>	63	59	4	94
<b>FUNDAMENTALS OF PLANT BREEDING</b>	61	54	7	89
<b>FUNDAMENTALS OF ENTOMOLOGY-II</b>	58	57	1	98
<b>AGRI. FINANCE AND CO-OPERATION</b>	58	57	1	98
<b>ECO-PHYSIOLOGY</b>	59	57	2	97
<b>FUNDAMENTALS OF PLANT PATHOLOGY-II</b>	58	57	1	98
<b>PROD. TECH. OF VEGETABLES AND SPICES</b>	61	56	5	92
<b>FUND. OF AGRICULTURAL EXTENSION</b>	56	56	0	100
<b>ECO. FOR RURAL DEVELOPMENT</b>	75	52	23	69
<b>FARM MACHINERY AND POWER</b>	58	57	1	98

<b>NLM - LOGISTICS MANAGEMENT</b>				
<b>SUBJECTS</b>	<b>A</b>	<b>P</b>	<b>F</b>	<b>%</b>
<b>BUSINESS STATISTICS-1</b>	49	17	32	35
<b>ORGANIZATIONAL BEHAVIOUR</b>	44	28	16	64
<b>SURFACE TRANSPORTATION</b>	38	38	0	100
<b>FORECASTING &amp; INVENTORY MANAGEMENT</b>	39	38	1	97
<b>FREIGHT FORWARDING (OCEAN &amp; AIR CARGO)</b>	39	38	1	97

LIFE SKILL COURSES					SKILL DEVELOPMENT COURSES														
ENVIRONMENTAL EDUCATION					ENTREPRENEURSHIP SKILLS					ADVERTISING & ONLINE MARKT.					DISASTER MANAGEMENT				
SEC	A	P	F	%	SEC	A	P	F	%	SEC	A	P	F	%	SEC	A	P	F	%
NAG	56	56	0	100	NAM	47	45	2	96	NAM	47	42	5	89	NEL	41	40	1	98
NAM	47	46	1	98	<b>TOTAL</b>	<b>47</b>	<b>45</b>	<b>2</b>	<b>96</b>	<b>TOTAL</b>	<b>47</b>	<b>42</b>	<b>5</b>	<b>89</b>	NEH	40	38	2	95
NB	21	19	2	90	<b>INDIAN CULTURE &amp; SCIENCE</b>					<b>RETAILING</b>					NGH	37	36	1	97
NCE	13	12	1	92	SEC	A	P	F	%	SEC	A	P	F	%	NPC	54	54	0	100
NCP	53	53	0	100	NHM	31	31	0	100	NBA	59	55	4	93	NCP	54	50	4	93
NCS	46	45	1	98	<b>TOTAL</b>	<b>31</b>	<b>31</b>	<b>0</b>	<b>100</b>	<b>TOTAL</b>	<b>59</b>	<b>55</b>	<b>4</b>	<b>93</b>	NP	49	49	0	100
NEC	52	52	0	100	<b>ANALYTICAL SKILLS</b>					<b>ONLINE BUSINESS</b>					<b>TOTAL</b>	<b>103</b>	<b>99</b>	<b>4</b>	<b>193</b>
NEH	39	39	0	100	SEC	A	P	F	%	SEC	A	P	F	%	<b>VISCOM</b>				
NEL	42	35	7	83	NMC	48	48	0	100	NHM	31	31	0	100	SEC	A	P	F	%
NGH	36	35	1	97	NP	49	46	3	94	<b>TOTAL</b>	<b>31</b>	<b>31</b>	<b>0</b>	<b>100</b>	NVC	56	37	19	66
NHM	31	31	0	100	NCP	53	53	0	100	<b>INSURANCE PROMOTION</b>					NVC	56	29	27	52
NMC	48	48	0	100	NPC	54	54	0	100	SEC	A	P	F	%	NVC	56	21	35	38
NO	57	57	0	100	NEC	52	48	4	92	NO	57	57	0	100	NVC	56	24	32	43
NOC	61	60	1	98	NCS	46	45	1	98	NOC	61	60	1	98	NVC	56	43	13	77
NP	49	49	0	100	<b>TOTAL</b>	<b>302</b>	<b>294</b>	<b>8</b>	<b>584</b>	<b>TOTAL</b>	<b>118</b>	<b>117</b>	<b>1</b>	<b>198</b>	<b>TOTAL</b>	<b>112</b>	<b>67</b>	<b>45</b>	<b>120</b>
NPC	54	51	3	94	<b>HEALTH &amp; HYGIENE</b>					<b>POULTRY FARMING</b>									
NVC	43	41	2	95	SEC	A	P	F	%	SEC	A	P	F	%					
NZ	21	21	0	100	NO	57	57	0	100	NB	21	21	0	100					
<b>TOTAL</b>	<b>769</b>	<b>750</b>	<b>19</b>	<b>1747</b>	NOC	61	60	1	98	NZ	21	21	0	100					
<b>PERSONALITY DEVELOPM. &amp; LEADERSHIP</b>					NEH	39	39	0	100	<b>TOTAL</b>	<b>42</b>	<b>42</b>	<b>0</b>	<b>200</b>					
SEC	A	P	F	%	NGH	36	35	1	97	<b>FINANCIAL MANAGEMENT</b>									
NEC	52	48	4	92	NZ	21	21	0	100	SEC	A	P	F	%					
NEL	43	38	5	88	NB	21	21	0	100	NCS	46	43	3	93					
<b>TOTAL</b>	<b>95</b>	<b>86</b>	<b>9</b>	<b>181</b>	<b>TOTAL</b>	<b>235</b>	<b>233</b>	<b>2</b>	<b>596</b>	NMC	48	44	4	92					
<b>VISCOM</b>										<b>TOTAL</b>	<b>94</b>	<b>87</b>	<b>7</b>	<b>185</b>					
SEC	A	P	F	%															
NVC	43	41	2	95															
NVC	56	28	28	50															
<b>TOTAL</b>	<b>237</b>	<b>193</b>	<b>44</b>	<b>414</b>															

  
 (Fr. Dr. BUJJI BABU, SJ)  
 Controller of Examinations  
 Andhra Loyola College (Autonomous)  
 VIJAYAWADA-520 008

DT:- 02-03-2022





**ANDHRA LOYOLA COLLEGE (AUTONOMOUS) :: VIJAYAWADA - 520 008**  
**ANALYSIS OF THE RESULTS OF IV - SEMESTER END EXAMINATIONS :: MAY - 2022**  
**SUBJECT WISE & CLASS WISE :: REGULAR BATCH - (2020 - 2023)**



CLASS	COMP.SCIEN-4			COMP.SCIEN-5			COMPUTER SC-8			STATISTICS-4			STATISTICS-5			COMPUTER SC-9		
	64%			87%			99%			89%			80%			81%		
	A	P	F	A	P	F	A	P	F	A	P	F	A	P	F	A	P	F
NBD							38	37	1	38	36	2				38	26	12
NAI							49	49	0	50	45	5				50	45	5
NEM							87	86	1	13	13	0				88	71	17
NCS	50	22	28	50	46	4				50	45	5	50	36	14			
NSC				50	42	8				50	45	5						
NML										37	30	7						
NP																		
NC																		
NCP	56	28	28	55	51	4												
NPC	54	41	13	54	54	0												
NMC	49	39	10	49	44	5				48	41	7	47	42	5			
NCM				49	37	12												
NPM				48	30	18				286	255	31	97	78	19			
							ELECTRO.-4			ELECTRO.-7			ELECTRO.-8			ELE. TECH.-9		
							76%			87%			98%			95%		
							A	P	F	A	P	F	A	P	F	A	P	F
NEC				54	51	3				53	49	4	53	53	0			
NEL	39	29	10	41	36	5	42	32	10	39	31	8	39	37	2	39	37	2
	248	159	89	450	391	59	42	32	10	92	80	12	92	90	2	39	37	2
	MICROBIO.-5			BIO-TECHN.-5			FOOD.TECH-7			FOOD.TECH-8								
	95%			100%			91%			96%								
	A	P	F	A	P	F	A	P	F	A	P	F						
NMB	54	54	0	54	54	0												
NFC	53	48	5				53	48	5	54	52	2						
TOTAL	107	102	5	54	54	0	53	48	5	54	52	2						

COMPUTER SC-10			
77%			
	A	P	F
NBD	38	29	9
NAI	50	39	11
	88	68	20

POLITICS-6			
100%			
	A	P	F
NEH	40	40	0
NGH	36	36	0
NPH	61	61	0
	137	137	0

<b>NBA - BUSINESS ADMINISTRATION</b>				
<b>SUBJECTS</b>	<b>A</b>	<b>P</b>	<b>F</b>	<b>%</b>
<b>BUSINESS LAW</b>	62	58	4	94
<b>MICRO, SMALL AND MEDIUM ENTERPRISES MANAGEMENT</b>	62	51	11	82
<b>INTERNATIONAL BUSINESS</b>	62	59	3	95
<b>TRAINING AND DEVELOPMENT</b>	62	59	3	95
<b>COST AND MANAGEMENT ACCOUNTING</b>	62	62	0	100
<b>FINANCIAL SERVICES</b>	61	48	13	79

<b>NHM - HOSPITALITY &amp; HOTEL ADMINISTRATION</b>				
<b>SUBJECTS</b>	<b>A</b>	<b>P</b>	<b>F</b>	<b>%</b>
<b>INDUSTRIAL EXPLOSURE TRAINING</b>	34	24	10	71

<b>NLM - LOGISTICS MANAGEMENT</b>				
<b>SUBJECTS</b>	<b>A</b>	<b>P</b>	<b>F</b>	<b>%</b>
<b>MOOC-COSTAL SHIPPING</b>	3	3	0	100
<b>MOOC-INLAND WATERWAYS</b>	39	29	10	74
<b>SURFACE TRANSPORTATION</b>	39	31	8	79
<b>FORECASTING &amp; INVENTORY MANAGEMENT</b>	42	29	13	69
<b>APPRENTICESHIP</b>	42	34	8	81

<b>NAM - AVIATION MANAGEMENT</b>				
<b>SUBJECTS</b>	<b>A</b>	<b>P</b>	<b>F</b>	<b>%</b>
<b>AIRLINE NETWORK PLANNING &amp; SCHEDULING</b>	47	44	3	94
<b>EMERGENCY RESPONSE MANAGEMENT</b>	47	45	2	96
<b>AVIATION PSYCHOLOGY &amp; HUMAN FACTOR</b>	46	37	9	80
<b>AVIATION SECURITY MANAGEMENT</b>	47	44	3	94
<b>MARKETING RESEARCH</b>	47	29	18	62
<b>HUMAN RESOURCE MANAGEMENT</b>	46	39	7	85


<b>NVC - VISUAL COMMUNICATION</b>				
<b>SUBJECTS</b>	<b>A</b>	<b>P</b>	<b>F</b>	<b>%</b>
<b>Advertising</b>	41	38	3	93
<b>Public Relations and Corporate Communication</b>	41	40	1	98
<b>Management of Electronic Media</b>	42	41	1	98
<b>Television Production-2</b>	42	41	1	98

<b>NCE - E-COMMERCE OPERATIONS</b>				
<b>SUBJECTS</b>	<b>A</b>	<b>P</b>	<b>F</b>	<b>%</b>
<b>OUTSOURCING FOR E-COMMERCE</b>	13	13	0	100
<b>PACKAGING FOR E-COMMERCE</b>	13	13	0	100
<b>E-COMMERCE CUSTOMER SERVICE</b>	12	11	1	92
<b>COST &amp; MANAGEMENT ACCOUNTING</b>	13	8	5	62
<b>FULFILLMENT OPERATIONS</b>	13	11	2	85
<b>HUB &amp; LINE OPERATIONS</b>	13	10	3	77

<b>NAG - AGRICULTURAL &amp; RURAL DEVELOPMENT</b>				
<b>SUBJECTS</b>	<b>A</b>	<b>P</b>	<b>F</b>	<b>%</b>
<b>CROP PRODUCTION-II</b>	62	61	1	98
<b>MANURES, FERTILIZERS AND SOIL FERTILITY MANAGEMENT</b>	62	60	2	97
<b>PROD. TECH. FOR ORNAMENTAL CROPS, MEDICINAL AND AROMATIC PLANTS AND LANDSCAPING</b>	61	60	1	98
<b>LIVE-STOCK AND POULTRY MANAGEMENT</b>	63	60	3	95
<b>RENEWABLE ENERGY AND GREEN TECHNOLOGY</b>	62	61	1	98
<b>IRRIG. WATER MANG. , FARMING SYSTEMS AND SUSTAINABLE AGRICULTURE</b>	63	63	0	100
<b>ENTREPRENEURSHIP DEVELOPMENT AND BUSINESS COMMUNICATION</b>	62	61	1	98
<b>AGRICULTURAL MARKETING, TRADE &amp; PRICES</b>	62	61	1	98
<b>STATISTICAL METHOD</b>	61	61	0	100

LIFE SKILL COURSES									
Environmental Education					Personality Development & Leadership				
SEC	A	P	F	%	SEC	A	P	F	%
NAI	50	50	0	100%	NBA	62	58	4	94%
NBA	62	62	0	100%	NFC	52	6	46	12%
NBD	38	38	0	100%	NMB	54	14	40	26%
NC	44	43	1	98%	<b>TOTAL</b>	<b>168</b>	<b>78</b>	<b>90</b>	<b>46%</b>
NCM	50	48	2	96%					
NEM	13	13	0	100%	ANALYTICAL SKILLS				
NFC	52	52	0	100%	SEC	A	P	F	%
NMB	54	54	0	100%	NC	44	26	18	59%
NML	36	36	0	100%	NCM	48	33	15	69%
NPH	61	61	0	100%	NEM	13	13	0	100%
NPM	46	46	0	100%	NML	36	29	7	81%
NSC	49	49	0	100%	NPH	61	53	8	87%
<b>TOTAL</b>	<b>555</b>	<b>552</b>	<b>3</b>	<b>99</b>	NPM	46	16	30	35%
					NSC	49	47	2	96%
					<b>TOTAL</b>	<b>297</b>	<b>217</b>	<b>80</b>	<b>73%</b>

SKILL DEVELOPMENT COURSES									
Disaster Management					Nutraceuticals				
SEC	A	P	F	%	SEC	A	P	F	%
NC	44	43	1	98%	NFC	52	29	23	56%
NCM	48	46	2	96%	<b>TOTAL</b>	<b>52</b>	<b>29</b>	<b>23</b>	<b>56%</b>
NPH	61	61	0	100%					
NPM	45	42	3	93%	Food Biotechnology				
<b>TOTAL</b>	<b>198</b>	<b>192</b>	<b>6</b>	<b>97%</b>	SEC	A	P	F	%
					NMB	54	34	20	63%
					<b>TOTAL</b>	<b>54</b>	<b>34</b>	<b>20</b>	<b>63%</b>
					Financial Markets				
SEC	A	P	F	%					
NEM	13	13	0	100%					
NML	36	34	2	94%					
NSC	49	46	3	94%					
<b>TOTAL</b>	<b>98</b>	<b>93</b>	<b>5</b>	<b>95%</b>					

  
 (Fr. Dr. BUJJI BABU, SJ)  
 Controller of Examinations  
 Andhra Loyola College (Autonomous)  
 VIJAYAWADA-520 008

DT:-29-08-2022









**ANDHRA LOYOLA COLLEGE (AUTONOMOUS) :: VIJAYAWADA-520 008. ANALYSIS OF THE RESULTS OF VI SEMESTER END EXAMINATIONS - MAY -2022**
**CLASSWISE & SUBJECTWISE - REGULAR BATCH - 2019 -2022 (After Re-valuation)**

CLASS	HIS-VII			POL-VII			ECO-VII			ECO- C1			ECO- C2			ECO- C3			POLITICS- C1			POLITICS-C2			POLITICS-C3			ENG.LIT.-VII			ENG.LIT- C1			ENG.LIT.-C2			ENG.LIT.-C3														
	99%			99%			98%			100%			100%			98%			98%			98%			97%			100%			100%			100%			100%														
	A	P	F	A	P	F	A	P	F	A	P	F	A	P	F	A	P	F	A	P	F	A	P	F	A	P	F	A	P	F	A	P	F	A	P	F	A	P	F	A	P	F									
DEH	33	33	0	33	33	0	32	31	1	15	15	0	15	15	0	15	15	0	18	18	0	18	18	0	18	17	1																								
DGH	31	31	0	31	31	0													11	11	0	11	11	0	11	11	0	31	31	0	20	20	0	20	20	0	20	20	0	20	20	0									
DPH	66	65	1	66	65	1	66	65	1	31	31	0	32	32	0	32	31	1	34	33	1	34	33	1	34	33	1																								
DEM							15	15	0	7	7	0	7	7	0	7	7	0																																	
	130	129	1	130	129	1	113	111	2	53	53	0	54	54	0	54	53	1	63	62	1	63	62	1	63	61	2	31	31	0	20	20	0	20	20	0	20	20	0	20	20	0									
	MATHS-VII			MATHS- C1			MATHS- C2			MATHS- C3			PHYSICS-VII			PHYSICS-C1			PHYSICS- C2			PHYSICS- C3			STATISTICS-VI			STAT-C1			STAT-C2			STAT-C3			DBD														
	93%			91%			95%			91%			89%			91%			92%			88%			97%			99%			99%			98%			INTERNSHIP														
DEM	15	15	0	2	2	0	2	2	0	2	2	0													15	15	0	6	6	0	6	6	0	6	6	0	A	P	F	%											
DCS	55	55	0	2	2	0	2	2	0	2	2	0													55	55	0	38	38	0	38	38	0	38	38	0	39	39	0	100											
DSC	55	54	1	1	1	0	1	1	0	1	1	0													55	54	1	37	36	1	37	36	1	38	36	2															
DML	59	56	3	36	35	1	36	35	1	36	34	2	58	54	4	10	8	2	10	8	2	10	8	2	58	55	3	13	13	0	13	13	0	13	13	0															
DP	58	53	5	6	5	1	6	6	0	6	6	0	57	55	2	40	38	2	40	38	2	40	37	3																											
DC	48	43	5	9	8	1	9	9	0	9	9	0	46	44	2	3	3	0	3	3	0	3	2	1																			A	P	F	%					
DCP	53	51	2	4	4	0	4	3	1	4	3	1	53	42	11	13	12	1	13	12	1	13	12	1																											
DPC	51	45	6	2	1	1	2	1	1	2	2	0	51	43	8	9	8	1	9	8	1	9	7	2																											
DMC	57	50	7	5	4	1	5	5	0	5	4	1													57	54	3	17	17	0	17	17	0	17	17	0										A	P	F	%		
DPM	50	49	1	7	6	1	7	7	0	7	5	2	50	48	2	16	14	2	16	15	1	15	14	1																29	28	1	97								
DCM	51	44	7	1	1	0	1	1	0	1	1	0	50	39	11	10	9	1	10	9	1	10	8	2	240	233	7	111	110	1	111	110	1	112	110	2															
DM	1	1	0										1	1	0	1	1	0	1	1	0	1	1	0																											
DEC	51	45	6	3	2	1	3	2	1	3	2	1																																							
	604	561	43	78	71	7	78	74	4	78	71	7	366	326	40	102	93	9	102	94	8	101	89	12																											
	CHEMI.-VII			CHEMI-C1			CHEMI- C2			CHEMI- C3			FD. TECH.IX						MICRO-VII			A	P	F	A	P	F	A	P	F	A	P	F	A	P	F	A	P	F												
	88%			88%			91%			92%			95%						99			DCS	55	54	1	15	15	0	15	13	2	15	15	0																	
DP	58	55	3	12	12	0	12	12	0	12	12	0													DSC	55	54	1	17	17	0	17	17	0	17	17	0														
DC	46	40	6	37	29	8	37	31	6	36	30	6													DCP	53	50	3	37	36	1	37	35	2	37	36	1														
DB	45	34	11	11	11	0	11	11	0	11	11	0													DPC	51	46	5	42	41	1	41	38	3	41	40	1														
DZ	49	35	14	11	10	1	11	10	1	11	11	0													DMC	57	50	7	35	33	2	35	32	3	35	34	1														
DMB	43	42	1	3	3	0	3	3	0	3	3	0													DEC	50	43	7	16	14	2	16	16	0	16	16	0														
DM	1	1	0																						DCM	49	35	14	41	34	7	39	31	8	40	34	6														
DFC	60	58	2	2	2	0	2	2	0	2	2	0	60	57	3										DPM	50	44	6	28	28	0	28	28	0	28	28	0														
	302	265	37	76	67	9	76	69	7	75	69	6	60	57	3	0	0	0							103	102	1										420	376	44	231	218	13	228	210	18	229	220	9			

	ELE. VII			ELE. -C1			ELE. -C2			ELE. -C3			FINAL PRJ			INTERNSHIP			ELECTRONICS-X			INTERNSHIP			INTERNSHIP			DBA																				
	96%			91%			94%			88%			100%			100%			88%			98%			93.3																							
	A	P	F	A	P	F	A	P	F	A	P	F	A	P	F	A	P	F	A	P	F	A	P	F	A	P	F	A	P	F	A	P	F	%														
DEC	50	48	2	33	30	3	33	31	2	33	29	4																						Sales & Distribution Managt.	57	56	1	98.2										
DVC													47	47	0	47	47	0							DPV				15	14	1				Business Strategy	57	54	3	95									
DEL																						51	45	6	DAM	53	52	1							Project Evaluation & Managt.	57	49	8	86									
																																		Warehouse Management Medium & Small Enterprises Management	57	54	3	95										
	50	48	2	33	30	3	33	31	2	33	29	4	47	47	0	47	47	0	0	0	0	51	45	6				53	52	1	15	14	1										320	264	21			
	BOTANY-VII			ZOO-VII			ZOO-VIIC1			ZOO-VIIC2			ZOO-VIIC3			BOT-C1			BOT-C2			BOT-C3			BIO-TECH-VII			MICRO-C1			MICRO-C2			MICRO-C3			DHM											
	92%			85%			97%			94%			94%			88%			90%			90%			100%			97%			98%			98%			INTERNSHIP											
DB	45	41	4	45	39	6	11	11	0	11	10	1	11	11	0	23	21	2	23	21	2	23	21	2																			A	P	F	%		
DZ	50	46	4	49	41	8	23	22	1	23	22	1	23	21	2	17	14	3	16	14	2	16	14	2																			15	15	0	100		
																40	35	5	39	35	4	39	35	4																								
																BIO-TECH-C1			BIO-TECH-C2			BIO-TECH-C3																										
																100			100			100																										
DMB																40	40	0	40	40	0	40	40	0	43	43	0																					
DFC																												59	57	2	58	57	1	58	57	1												
	95	87	8	94	80	14	34	33	1	34	32	2	34	32	2	40	40	0	40	40	0	40	40	0	43	43	0	59	57	2	58	57	1	58	57	1												
	Management			Financial			Commercial			Auditing			Stockmarket			Marketing			Talent			235	129	6	Emerging Areas			Advt. &			Industrial			JAVA			PHP & MySQL											
	74%			83%			98%			94%			100%			88%			93%						74%			83%			98%			97%			98%											
DO	57	44	13	56	49	7	58	57	1	57	52	5	17	17	0	14	12	2	26	23	3				17	13	4	14	10	4	27	26	1															
DOC	60	43	17	62	49	13	63	62	1	62	60	2																									65	63	2	65	64	1						
DBA													14	14	0	26	23	3	17	17	0				14	10	4	26	23	3	17	17	0															
	117	87	30	118	98	20	121	119	2	119	112	7	31	31	0	40	35	5	43	40	3				31	23	8	40	33	7	44	43	1	65	63	2	65	64	1									

DATE:30.07.2022

  
 (Fr. Dr. BUJJI BABU, SJ)  
 Controller of Examinations  
 Andhra Loyola College (Autonomous)  
 VIJAYAWADA-520 008